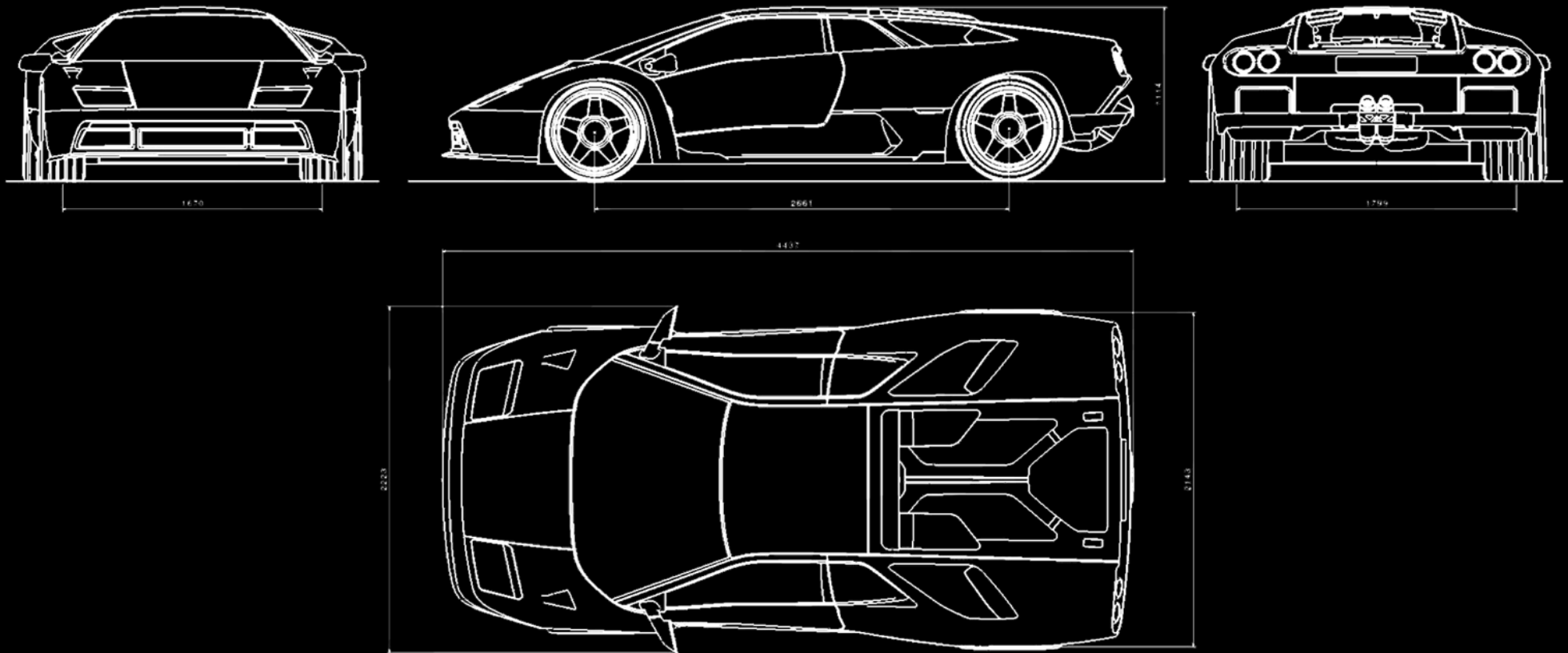




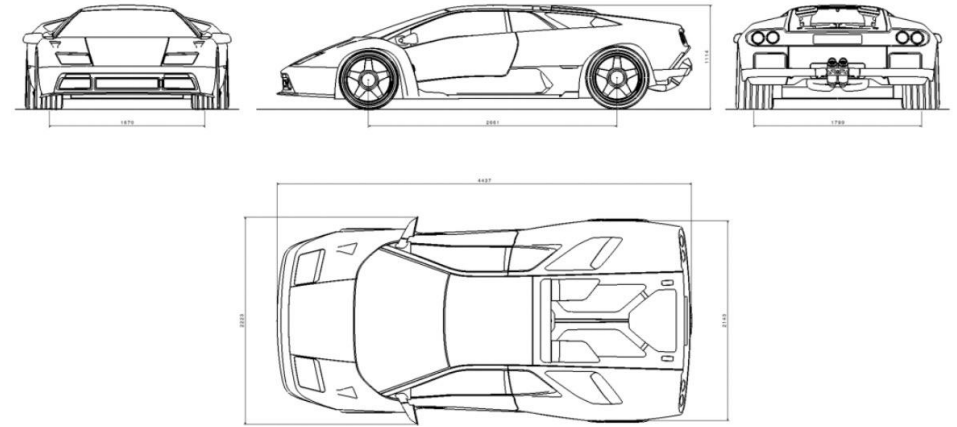
VEHICLE TECHNICAL SPECIFICATIONS





GENERAL INFORMATION DONOR CAR

| | |
|-------------------------|-------------------------------|
| Brand | Lamborghini |
| Model | DIABLO first edition |
| Production period | 1990 – 1994 |
| Total vehicles produced | 900 |
| Body type | Coupé 2 seats, 2 doors |
| Engine | V12 60° Mid-rear longitudinal |
| Traction | Rear 2WD |



MAIN DIMENSIONS AND WEIGHT

| | Units | DIABLO | DIABLO Eccentrica |
|--------------------------------|-------|---------|-------------------------------|
| Length | mm | 4460 | 4437 (-23) |
| Width | mm | 2040 | 2143 (+103) |
| Height | mm | 1105 | 1114 (+9) |
| Wheelbase | mm | 2650 | 2665 (+15) |
| Front track | mm | 1540 | 1670 (+130) |
| Rear Track | mm | 1640 | 1800 (+160) |
| Curb Weight | kg | 1625 | <i>Target less than donor</i> |
| Weight distribution front/rear | % | 41 / 59 | 41 / 59 |
| Minimum Ground Clearance | mm | 115 | 125 |

PERFORMANCES

| | Units | DIABLO | DIABLO Eccentrica |
|----------------------------------|-------|--------|-------------------|
| Maximum Speed | kph | 325 | 335* |
| Rate Mass/Power | kg/Hp | 3.30 | 2.91* |
| Acceleration 0 - 100 kph | s | 4.1 | 3.8* |
| Acceleration 0- 1000 m | s | 20.7 | 19.6* |
| Lateral acceleration (estimated) | g | 1.1 | 1.2* |
| Braking 100 – 0 kph | m | 40 | 34* |
| Cd aerodynamic coefficient | | 0.31 | 0.31 |

**Estimate*

**ENGINE**

| | Units | DIABLO | DIABLO Eccentrica | Notes |
|------------------------------|-----------------|----------------------------|---|--|
| Max Power | Hp @ rpm | 492 @ 6.800 | 550 @ 7.000 | |
| Max Torque | Nm @ rpm | 580 @ 6.800 | 600 @ 6.500 | Estimate |
| N° Cylinder and architecture | | V12 60° | V12 60° | |
| Ignition sequence | | 1-7-4-10-2-8-6-12-3-9-5-11 | 1-7-4-10-2-8-6-12-3-9-5-11 | |
| Engine displacement | Cm ³ | 5707 | 5707 | |
| Bore x Stroke | mm | 87 x 80 | 87 x 80 | |
| Distribution | | DOHC, 48 valves | DOHC, 48 valves | New distribution and cam shafts |
| Fuel injection | | I.E. Multipoint | I.E. Multipoint | New injection coils and fuel injectors |
| ECU | | | New with completely customized calibrations | |
| Fuel tank capacity | l | 100 | 100 | |

TRANSMISSION

| | Units | DIABLO | DIABLO Eccentrica | Notes |
|--------------|-------|----------------------------|--|-------|
| Gearbox | | Manual, 5 speed + Reverse | Manual, 6 speed + Reverse Close gears ratio | |
| Clutch | | Dry single disc, hydraulic | Dry single disc, hydraulic | |
| Differential | | ZF Limited slip | Limited slip | |

**CHASSIS**

| | Units | DIABLO | DIABLO Eccentrica | Notes |
|----------------------|---------------|---|---|---------------|
| Disc brakes in steel | mm (diameter) | Front 330 mm / Rear 284 mm | Front 380 mm / Rear 345 mm | BREMBO System |
| Brake Callipers | N° pistons | Front 4 / Rear 2 | Front 6 / Rear 4 – Radial fixing | BREMBO System |
| Steering box | | Rack and pinion, not assisted | Rack and pinion, hydraulically assisted | |
| Front Suspension | | Double Wishbone, welded steel arms, Knuckle in casted Al alloy Single spring/damper strut Anti roll bar | Double Wishbone scheme, Control arms and Upright CNC milled Semi-Active dampers with lifter option Anti roll bar | |
| Rear Suspension | | Double Wishbone, welded steel arms, Knuckle in casted Al alloy Double spring/damper strut Anti roll bar | Double Wishbone scheme Control arms and Upright CNC milled Semi-active dampers Anti roll bar | |
| Body structure | | Space Frame in steel welded square tubes | Space Frame in steel welded square tubes – Reinforced and stiffened with carbon fibre and sandwich panels | |

**BODY EXTERIOR**

| | Units | DIABLO | DIABLO Eccentrica | Notes |
|------------------------------|-------|---|---|---|
| Exterior panels | | Aluminium alloy sheet panels and composite panels | New panels in Pre-Preg Carbon fibre cured in Autoclave | Includes: front and rear bumper, front fender, body side rear, sill cover, front lid, rear engine lid, air scoops |
| Exterior grilles and details | | In steel and Aluminium welded grille | New specific in Aluminium | |
| Front headlights | | High/Low beam group pop-up type (normally hidden) | High/Low beam group protected by lids automatically operated with linear electric actuators | |

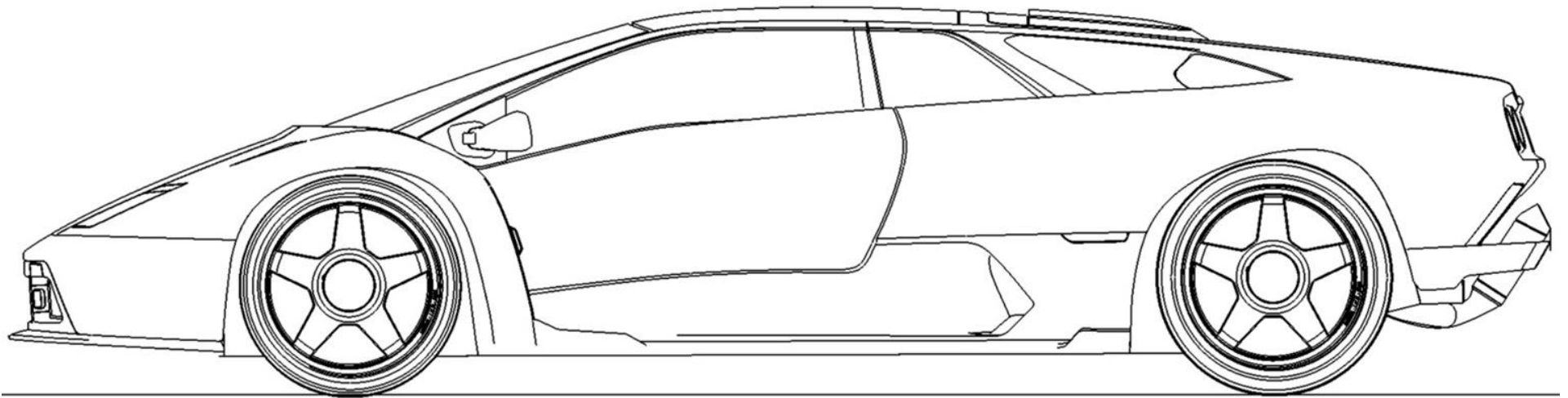
INTERIORS

| | Units | DIABLO | DIABLO Eccentrica | Notes |
|-------------------------|-------|--------------------------------|---|---|
| Interior trim structure | | Aluminium and composite panels | Pre-Preg carbon fibre structures cured at high temperature in autoclave | |
| Interiors upholstery | | Leather | Combination of special leather / alcantara tailor made on Customer specifications | Details CNC milled in Aluminium |
| Audio Hi-Fi System | | | High-end Marantz System | 2 subwoofers, 2 woofers, 5 midranges, 3 tweet |



WHEELS AND TYRES

| | Units | DIABLO | DIABLO Eccentrica | Notes |
|--------------------|-------|---|--|---------------------------|
| Tires Front / Rear | | 245/40 R17 / 335/35 R17 | 255/30 R19 / 325/30 R19 | Tires PIRELLI TROFEO Race |
| Rims Front / Rear | | Aluminium alloy Dimensions: R17 x 8.5J / R17 x 13J | Forged Aluminium alloy Dimensions: R19 x 9.5J / R19 x 12J | |



↑
255/30-19
 D 635,6–L255
 Tyre shoulder 76,5

↑
325/30-19
 D 677,6–L325
 Tyre shoulder 97,5